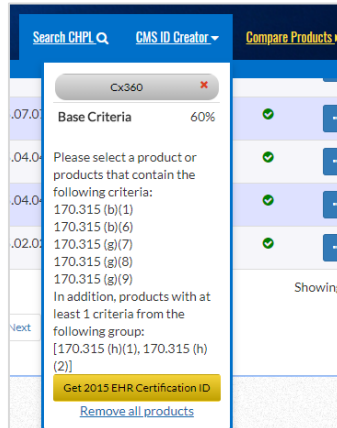
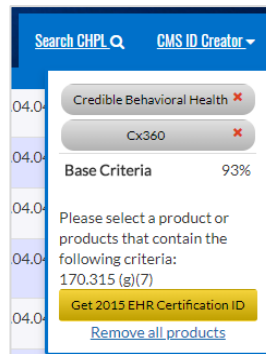


- Once the product is added, the 'CMS ID Creator' widget, between the "CHPL Search" and "Compare Products" tabs at the top menu bar in the top right-hand corner of the site, will expand showing the product name and current status. *Note:* You can minimize or maximize this widget by clicking CMS ID Creator.' Additionally, the 'CMS ID Creator' widget will give you information about what is needed in a product to meet the Base EHR requirement (and the CQM requirement for the 2014 Edition Certification ID or the 2014/2015 Certification ID) and allow you to generate a CMS EHR Certification ID.



- As additional products are added to the collection, the percentage for the Base Criteria (and the CQM requirement for the 2014 Edition Certification ID or the 2014/2015 Certification ID) and the information related to what information in a product is still needed will update accordingly.



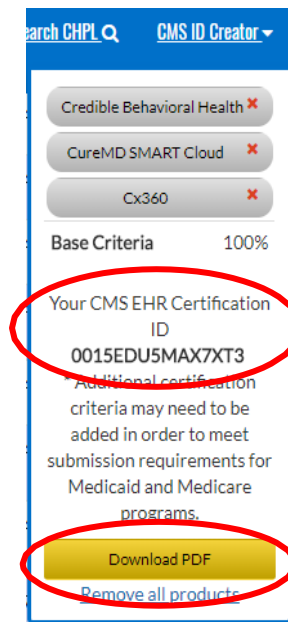
Note: The certification edition will change contextually based on the products selected:

- If only 2014 edition products are selected, the 'CMS ID Creator' widget will generate a 2014 Edition Certification ID
 - If only 2015 edition products are selected, the 'CMS ID Creator' widget will generate a 2015 Edition Certification ID
 - If a combination of 2014 and 2015 Edition products are selected, the 'CMS ID Creator' widget will generate a 2014/2015 hybrid Certification ID
- Once you have entered all of the desired products and have met 100% of the Base Criteria (and the appropriate CQM requirement for the 2014 Edition Certification ID or the 2014/2015 Certification ID), you will be able to generate a CMS EHR Certification ID.
 - Click the yellow "Get 201[4/5] EHR Certification ID" to generate the CMS EHR Certification ID which corresponds to the selected products. *Note:* If you are unable to click the yellow button, the Base Criteria has not been met yet.

Note: Check with the CMS Promoting Interoperability Programs (<https://www.cms.gov/Regulations-and-Guidance/Legislation/EHRIncentivePrograms/index.html>) or other CMS programs that may require a certification ID to confirm which is appropriate for you.

Note: Some withdrawn or terminated certified products may still be used to generate CMS EHR Certification IDs: <https://www.cms.gov/Regulations-and-Guidance/Legislation/EHRIncentivePrograms/FAQ.html>. In these cases, you may need to search for your product using the “Certification Status” filter. Please contact CMS (EHRinquiries@cms.hhs.gov) for any questions or concerns regarding whether your product with a withdrawn or terminated certification status is still eligible for the program.

- Once the CMS EHR Certification ID is generated, it will be displayed in the CHPL widget. Additionally, an option to download the ID in a PDF which can be saved or printed as required will be presented as well.



- Once the PDF is downloaded, it will be saved to the default download location. Once opened, the PDF will display the details of the products added into your selection, and the CMS EHR Certification ID will be prominently displayed at the top.

Certified Health IT Product List

The CMS EHR Certification ID shown corresponds to the collection of products listed below. Submit this ID as part of the attestation process for the CMS EHR Incentive Programs.
* Additional certification criteria may need to be added in order to meet submission requirements for Medicaid and Medicare programs.

CMS EHR ID: 0015EDU5MAX7XT3

Listing 1	
Certifying Body	ICSA Labs
Practice Type	N/A
Product Certification #	15.07.07.2706.CU01.01.00.1.170705
Developer	CureMD.com, Inc.
Product Name	CureMD SMART Cloud
Version	10g
Classification	N/A
Certification Edition	2015
Relied Upon Software Required	

How to Look Up a CMS EHR Certification ID

1. Navigate to the CHPL website: <https://chpl.healthit.gov>
2. Click the “CHPL Resources” menu on the top menu bar in the top right-hand corner.
3. Under the CHPL Resources menu, select “CMS ID Reverse Lookup.”
4. Enter the CMS EHR Certification ID(s) to be pulled up under “Lookup CMS EHR Certification IDs” and click the search (magnifying glass icon) button.
 - a. IDs can be separated by spaces, commas, or semi-colons.
5. Click the green “Download Results” button at the bottom of the list to download the full list of certified products as a comma delimited (csv) file.

Lookup CMS EHR Certification IDs

Use the box below to determine which products were used to create a specific CMS EHR Certification ID. Enter one or more CMS EHR Certification IDs to display the products which were used to create the associated CMS EHR Certification ID.

Q

CMS EHR Certification ID	CMS EHR Certification ID Edition	Product Name	Version	Developer	CHPL Product Number	Product Certification Edition	Classification Type	Practice Type	
0014EG5U2TJH30Z	2014	OneView	4.1	Acneware, Inc.	CHP-025076	2014	Modular EHR	Ambulatory	Details
0014EG5U2TJH30Z	2014	ALERTÂ® EHR	v2.6.4	ALERT Life Sciences Computing, S.A.	CHP-024866	2014	Complete EHR	Ambulatory	Details
0014EG5U2TJH30Z	2014	4medica iEHR Cloud Ambulatory Suite	15.10	4Medica	CHP-022100	2014	Modular EHR	Ambulatory	Details

Download Results